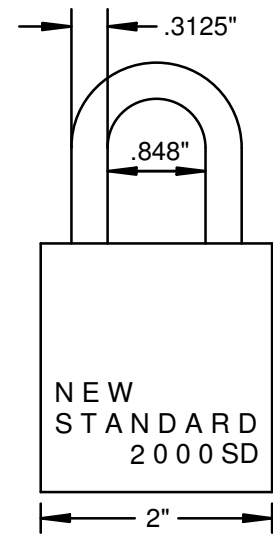
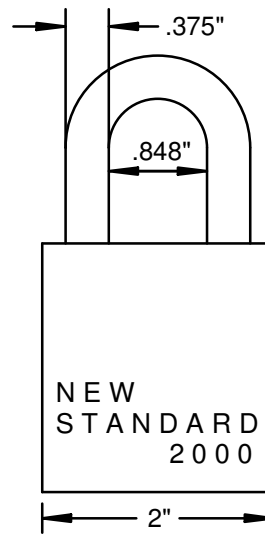
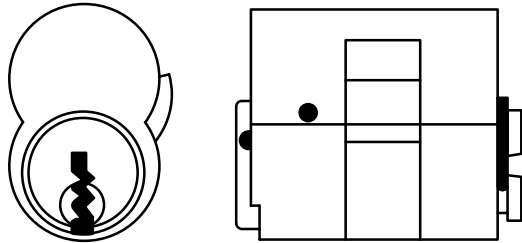


# NEW STANDARD<sup>®</sup> MFG. CO

## ADAPTABLE PADLOCK SYSTEM<sup>™</sup>

FOR MEDECO  
INTERCHANGEABLE  
CORE CYLINDERS



ACCEPTS MEDECO 6-PIN  
INTERCHANGEABLE CORE  
CYLINDERS

AVAILABLE IN 2" BODY SIZE  
(MODEL 2000) ONLY  
STANDARD MODEL WITH 3/8"  
DIAMETER SHACKLE OR NEW SD  
(SMALL DIAMETER) MODEL WITH  
5/16" DIAMETER SHACKLE

COMPETITIVELY PRICED

PATENTED

MADE IN U. S. A.

SYSTEM WIDE FEATURES  
COMMON TO ALL MODELS

INVENTORS OF THE DUAL  
FUNCTION PADLOCK  
OUR NON-KEY RETAINING  
CONVERTIBLE (NKR-CV) FUNCTION  
PADLOCK'S PATENTED DESIGN  
ALLOWS LOCKSMITH TO CHOOSE  
PADLOCK FUNCTION; KR (KEY  
RETAINING) OR NKR (NON-KEY  
RETAINING) AT TIME OF CYLINDER  
INSTALLATION. STOCK ONE MODEL  
FOR EITHER FUNCTION REQUEST,  
CUT INVENTORY IN HALF!  
ECONOMICAL KR (KEY RETAINING)  
ONLY MODEL ALSO AVAILABLE.

ELLIPTICAL SOLID BRASS BODY

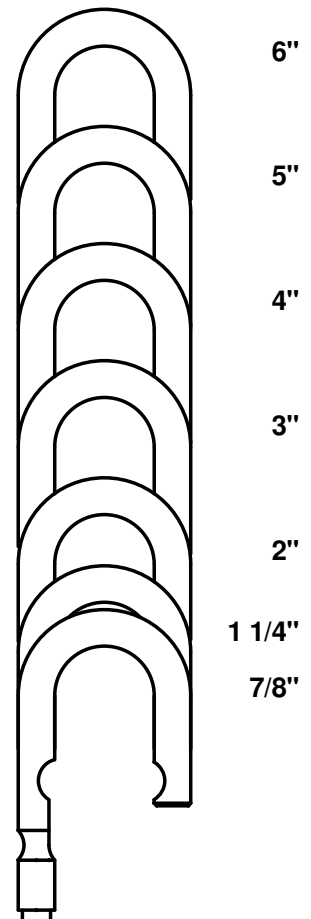
DOUBLE BALL LOCKING DESIGN

1 3/4" (MODEL 1750) OR 2" (MODEL  
2000) BODY WIDTHS

FURNISHED: LESS CYLINDER

ALL PARTS ARE CORROSION  
RESISTANT STAINLESS STEEL OR  
BRASS AND ARE COMPLETELY  
INTERCHANGEABLE.

3 SHACKLE MATERIALS:  
HARDENED STEEL, STAINLESS  
STEEL, AND BRASS, 7 BASIC  
SHACKLE LENGTHS, 8" AND 12"  
AVAILABLE IN STAINLESS STEEL.  
(1 1/4" IS STANDARD)



DISTRIBUTED BY:

NEW STANDARD  
MANUFACTURING COMPANY  
7005 SPEEDWAY  
BLVD., BLDG. F111  
LAS VEGAS, NEVADA 89115  
702-649-0599 FAX 702-649-0544  
e-mail:  
newstandardmfg@mindspring.com

**PRICE LIST: NEW STANDARD PADLOCKS FOR MEDECO INTERCHANGEABLE CORE CYLINDERS**

September 1, 2011

**PADLOCKS WITH HARDENED STEEL SHACKLES**

DESCRIPTION	7/8"	1 1/4"	2"	3"	4"	5"	6"
2000 KR SMALL DIAMETER KR FUNCTION ONLY	215-107SD \$ 65.18	215-112SD \$ 65.18	215-120SD \$ 66.78	215-130SD \$ 69.70	215-140SD \$ 72.00	215-150SD \$ 74.00	215-160SD \$ 76.32
2000 KR KR FUNCTION ONLY	215-107 \$ 67.74	215-112 \$ 67.74	215-120 \$ 69.68	215-130 \$ 73.68	215-140 \$ 76.18	215-150 \$ 79.46	215-160 \$ 81.98
2000 CONVERTIBLE SMALL DIAMETER DUAL FUNCTION: KR OR NKR	415-107SD \$ 66.24	415-112SD \$ 66.24	415-120SD \$ 67.84	415-130SD \$ 70.76	415-140SD \$ 73.06	415-150SD \$ 75.06	415-160SD \$ 77.38
2000 CONVERTIBLE DUAL FUNCTION: KR OR NKR	415-107 \$ 68.80	415-112 \$ 68.80	415-120 \$ 70.74	415-130 \$ 74.74	415-140 \$ 77.24	415-150 \$ 80.52	415-160 \$ 83.04

**PADLOCKS WITH STAINLESS STEEL SHACKLES**

DESCRIPTION	7/8"	1 1/4"	2"	3"	4"	5"	6"
2000 KR SMALL DIAMETER KR FUNCTION ONLY	215-007SD \$ 65.18	215-012SD \$ 65.18	215-020SD \$ 66.78	215-030SD \$ 69.70	215-040SD \$ 72.00	215-050SD \$ 74.00	215-060SD \$ 76.32
2000 KR KR FUNCTION ONLY	215-007 \$ 67.74	215-012 \$ 67.74	215-020 \$ 69.68	215-030 \$ 73.68	215-040 \$ 76.18	215-050 \$ 79.46	215-060 \$ 81.98
2000 CONVERTIBLE SMALL DIAMETER DUAL FUNCTION: KR OR NKR	415-007SD \$ 66.24	415-012SD \$ 66.24	415-020SD \$ 67.84	415-030SD \$ 70.76	415-040SD \$ 73.06	415-050SD \$ 75.06	415-060SD \$ 77.38
2000 CONVERTIBLE DUAL FUNCTION: KR OR NKR	415-007 \$ 68.80	415-012 \$ 68.80	415-020 \$ 70.74	415-030 \$ 74.74	415-040 \$ 77.24	415-050 \$ 80.52	415-060 \$ 83.04

**PADLOCKS WITH BRASS SHACKLES**

DESCRIPTION	7/8"	1 1/4"	2"	3"	4"	5"	6"
2000 KR SMALL DIAMETER KR FUNCTION ONLY	215-207SD \$ 65.18	215-212SD \$ 65.18	215-220SD \$ 66.78	215-230SD \$ 69.70	215-240SD \$ 72.00	215-250SD \$ 74.00	215-260SD \$ 76.32
2000 KR KR FUNCTION ONLY	215-207 \$ 67.74	215-212 \$ 67.74	215-220 \$ 69.68	215-230 \$ 73.68	215-240 \$ 76.18	215-250 \$ 79.46	215-260 \$ 81.98
2000 CONVERTIBLE SMALL DIAMETER DUAL FUNCTION: KR OR NKR	415-207SD \$ 66.24	415-212SD \$ 66.24	415-220SD \$ 67.84	415-230SD \$ 70.76	415-240SD \$ 73.06	415-250SD \$ 75.06	415-260SD \$ 77.38
2000 CONVERTIBLE DUAL FUNCTION: KR OR NKR	415-207 \$ 68.80	415-212 \$ 68.80	415-220 \$ 70.74	415-230 \$ 74.74	415-240 \$ 77.24	415-250 \$ 80.52	415-260 \$ 83.04

**PADLOCK BODIES ONLY, COMPLETE, LESS SHACKLE**

**DESCRIPTION**

2000 KR SMALL DIAMETER KR FUNCTION ONLY	215-000SD \$ 57.52
2000 KR KR FUNCTION ONLY	215-000 \$ 57.52
2000 CONVERTIBLE SMALL DIAMETER DUAL FUNCTION: KR OR NKR	415-000SD \$ 58.58
2000 CONVERTIBLE DUAL FUNCTION: KR OR NKR	415-000 \$ 58.58

**SHACKLES ONLY**

DESCRIPTION	7/8"	1 1/4"	2"	3"	4"	5"	6"	8"	12"
FOR MODEL 1750 HARDENED STEEL	917-107 \$ 7.66	917-112 \$ 7.66	917-120 \$ 9.26	917-130 \$ 12.18	917-140 \$ 14.48	917-150 \$ 16.48	917-160 \$ 18.80		
STAINLESS STEEL	917-007 \$ 7.66	917-012 \$ 7.66	917-020 \$ 9.26	917-030 \$ 12.18	917-040 \$ 14.48	917-050 \$ 16.48	917-060 \$ 18.80	917-080 \$ 28.96	917-0120 \$ 37.60
BRASS	917-207 \$ 7.66	917-212 \$ 7.66	917-220 \$ 9.26	917-230 \$ 12.18	917-240 \$ 14.48	917-250 \$ 16.48	917-260 \$ 18.80		
FOR MODEL 2000 HARDENED STEEL	920-107 \$ 10.22	920-112 \$ 10.22	920-120 \$ 12.16	920-130 \$ 16.16	920-140 \$ 18.66	920-150 \$ 21.94	920-160 \$ 24.46		
STAINLESS STEEL	920-007 \$ 10.22	920-012 \$ 10.22	920-020 \$ 12.16	920-030 \$ 16.16	920-040 \$ 18.66	920-050 \$ 21.94	920-060 \$ 24.46	920-080 \$ 37.36	920-0120 \$ 48.90
BRASS	920-207 \$ 10.22	920-212 \$ 10.22	920-220 \$ 12.16	920-230 \$ 16.16	920-240 \$ 18.66	920-250 \$ 21.94	920-260 \$ 24.46		